





Teacher(s)	Bazelaire Mathieu (compensates Verhaegen Philippe) ;Detry Lionel (compensates Philippette Thibault) ;Philippette Thibault ;Thiran Yves ;Verhaegen Philippe ;
Language :	French
Place of the course	Louvain-la-Neuve
Aims	<i>The contribution of this Teaching Unit to the development and command of the skills and learning outcomes of the programme(s) can be accessed at the end of this sheet, in the section entitled "Programmes/courses offering this Teaching Unit".</i>
Evaluation methods	<p>This course is evaluated continuously.</p> <p>The students will have to produce several works, some of which will be evaluated (5), which will be integrated in a blog and which, each one, will have to be finished at a precise date.</p> <p>If a student fails to complete his/her work in a timely manner, teachers may apply to the Jury for an objection to registration for the exam (Implementation of Articles 51 to 53 of the General Rules for Studies and Examinations). The work is accompanied by a dual evaluation process. The traditional evaluation results in a score out of 20 that is not communicated to students. This is the only one that is taken into account when producing the note. In addition, after each work, an indication of its more or less accomplished character compared to the standards expected in a professional environment, which will be communicated to students.</p> <p>This indication takes the form of a letter: A means that the work would be publishable as is, B that it would be publishable with minor modifications, C that it could not be published without a substantial revision and D, that would be completely redone. Zero means that the job has not been delivered or has been delivered to the wrong place on the blog. This zero will also be our traditional score for work posting too late.</p> <p>This method of evaluation is part of a dynamic of progressive taming of new techniques. For example, in the televised journalism workshop where this evaluation procedure has already been used, the average assessment progresses by 4% A, 41% B and 55% C 38% of A, 49% of B and 14% of C in the final year (statistics for the last ten years).</p> <p>This approach, which dissociates the certification evaluation from the formative evaluation, also has the advantage of preparing students for the internship in the professional environment.</p> <p>To succeed the multimedia course (whatever the session), you must have at least an average of 10/20.</p> <p><b>Second session modalities</b></p> <p>In case of failure at the January session, the work remains the same for August's session: <u>all the steps of the blog and exercises</u>.</p> <p>Students must only redo the missing exercises for which they have a failure. They can obviously redo the others and represent them.</p> <p>Work submitted late may be left as is or redone.</p> <p>All evaluation scores (ABCD) obtained will be accessible via a link on Moodle.</p> <p>For the second session, it is forbidden to delete old jobs. Just add the new, the date allows to distinguish them. If the failure is caused by the placement of the article in a bad section, it is enough for the student to move to the right place.</p> <p>In order to allow a precise correction, the students must fill out a form allowing the correctors to know which work they must re-evaluate. The link to this form is activated on Moodle after the end of the first session.</p> <p>The exercises are to post on your blog for the first day of the third exam session (August). In this case, there is no ABCD evaluation transmitted beforehand to the final mark obtained after deliberation.</p>
Teaching methods	Method. Lecture with presentation support. Exercise instructions via the MoodleUCL course platform. WordPress blog for each student on which the exercises should be posted (on time!!!).
Content	<p>The "Parcours Multimédia" consists of a technical update of the students in information and communication and is part of the core curriculum for all Communication Masters (in LLN). This introductory course in multimedia design prepares students for the different practical exercises they will have to perform during their master's degree. The topics covered during this course are:</p> <ul style="list-style-type: none"> <li>• Blogging: building and animating a blog</li> <li>• Creative design</li> <li>• Retouching digital images</li> <li>• Publishing (PAO)</li> <li>• Sound editing</li> <li>• Video editing</li> <li>• Web animation</li> <li>• The valorization of the projects</li> </ul>

	<p>At the end of this course, the student will be able to:</p> <ul style="list-style-type: none"> <li>• understand the main principles of computer operation, their networking and follow their technological evolution</li> <li>• master the various basic technical operations necessary for the realization of a high quality audio-scripto-visual media, that is to say the capture, processing and arrangement on digital supports of text, images, sounds and video</li> </ul>
<p>Inline resources</p>	<p><a href="https://moodleucl.uclouvain.be/course/view.php?id=10053">https://moodleucl.uclouvain.be/course/view.php?id=10053</a></p>
<p>Other infos</p>	<p>This course assumes that students have the knowledge of the use of a computer and its operating system as well as the use of common navigation tools and basic office software (mail manager, word processor, spreadsheet, etc.).</p>
<p>Faculty or entity in charge</p>	<p>COMU</p>

<b>Programmes containing this learning unit (UE)</b>				
Program title	Acronym	Credits	Prerequisite	Aims
Master [120] in Communication	<a href="#">CORP2M</a>	5		
Master [120] in Journalism	<a href="#">EJL2M</a>	5		
Master [60] in Information and Communication	<a href="#">COMU2M1</a>	5		
Master [120] in Information and Communication Science and Technology	<a href="#">STIC2M</a>	5		
Master [120] in Information and Communication	<a href="#">COMU2M</a>	5		