




3 credits

30.0 h

Q2

Teacher(s)	Clotman Frédéric ;Hermans Emmanuel (coordinator) ;Jankovski Aleksandar ;
Language :	French
Place of the course	Bruxelles Woluwe
Prerequisites	<i>The prerequisite(s) for this Teaching Unit (Unité d'enseignement – UE) for the programmes/courses that offer this Teaching Unit are specified at the end of this sheet.</i>
Aims	<p>1 The objectives are to learn the approaches of cellular and molecular biology which allow to develop different experimental models needed to study the mechanisms of neuronal loss, which are found in several neurodegenerative diseases.</p> <p>-----</p> <p><i>The contribution of this Teaching Unit to the development and command of the skills and learning outcomes of the programme(s) can be accessed at the end of this sheet, in the section entitled "Programmes/courses offering this Teaching Unit".</i></p>
Evaluation methods	<p>Due to the COVID-19 crisis, the information in this section is particularly likely to change.</p> <p>Written exam consisting of multiple choice questions with reasoning and open-ended questions. The student will have to demonstrate mastery of his knowledge and understanding of the concepts. The number of questions will reflect the importance and the hourly volumes of each of the parties. The final mark will take into account a weighting of the results of each part, in connection with this number of hours.</p>
Teaching methods	<p>Due to the COVID-19 crisis, the information in this section is particularly likely to change.</p> <p>The teaching is organized in the form of lectures on the campus.</p>
Content	The lecture is subdivided into 3 main parts. In the first part we will discuss the cellular organization of the nervous system, in the second part the modes of communication and signaling and in the third part the macroscopic anatomy of the brain.
Inline resources	For the section dedicated to neuroanatomy : https://sites.uclouvain.be/braininteratlas/fr
Bibliography	<ul style="list-style-type: none"> • Il n'y a pas de support de cours obligatoire. Les étudiants disposeront de notes de cours sur le site Moodle. Il leur sera également proposé un ouvrage de référence. <p>Des livres de référence sont cités. Les documents projetés au cours sont tous disponibles sur Moodle.</p>
Other infos	Prerequisites: in order to follow this course, completion of courses in general biology, cytology and histology (Bac 1) is required.
Faculty or entity in charge	FASB

Programmes containing this learning unit (UE)				
Program title	Acronym	Credits	Prerequisite	Aims
Additionnal module in Biomedical Sciences	APPSBIM	3		
Master [120] in Biomedicine	SBIM2M	3		
Bachelor in Biomedicine	SBIM1BA	3	WMD1120 AND WFARM1009 AND WMD1006	
Minor in Medication Sciences	MINFARM	3		