

3.00 credits




15.0 h

Q2

Teacher(s)	Bosmans Hilde (coordinator) ;Dachy Valérie (coordinator) ;Demeulenaere Isabelle ;Houdmont Dag ;Jonkers Sara ;Klein Caroline ;
Language :	Dutch
Place of the course	Louvain-la-Neuve
Prerequisites	The student should have followed the teaching unit corresponding (at least) to level <b>A2</b> of the "Common European Framework of Reference for Languages" (European Council).
Main themes	This teaching unit is structured around different subjects (e.g. hobbies, travel, home, advertisement, student life, health, ...) related to the general (non-specific) domain.
Learning outcomes	<p><b>At the end of this learning unit, the student is able to :</b></p> <p><b>Reading Comprehension</b></p> <p>1</p> <ul style="list-style-type: none"> <li>to understand the significant points of a direct and non-complex newspaper article.</li> <li>to read and show a satisfactory level of understanding of factual texts about subjects of personal interest.</li> </ul> <p><i>B1 level of the "Common European Framework of Reference for Languages"</i></p> <p><b>Individual Listening Comprehension</b></p> <p>At the end of this teaching unit the student should be able</p> <ul style="list-style-type: none"> <li>to understand the main points of TV-programmes about familiar subjects, provided that the language is pronounced clearly.</li> <li>to follow the general plan of short presentations about familiar subjects, provided that the language is pronounced clearly.</li> </ul> <p>2</p> <p><b>Interactive Listening Comprehension</b></p> <p>At the end of this teaching unit the student should be able to</p> <ul style="list-style-type: none"> <li>follow a clearly articulated speech within an everyday conversation, occasionally having some words or expressions repeated.</li> </ul> <p><i>B1 level of the "Common European Framework of Reference for Languages"</i></p> <p><b>Individual Speaking Skills</b></p> <p>At the end of this teaching unit the student should be able</p> <ul style="list-style-type: none"> <li>to make a short presentation about a subject related to his/her everyday life, be able to give short explanations and justifications for his/her opinions, plans and actions.</li> <li>to easily carry out a direct and non-complex description of subjects related to his/her interests and everyday life as well of subjects dealt with in class.</li> </ul> <p>3</p> <p><b>Interactive Speaking Skills</b></p> <p>At the end of this teaching unit the student should be able</p> <ul style="list-style-type: none"> <li>to face a limited number of direct and simple questions</li> <li>to take part in a conversation about a familiar subject, express his/her personal opinion and exchange information about that subject (holidays, family, hobbies, ')</li> </ul> <p><i>B1- level of the "Common European Framework of Reference for Languages"</i></p> <p>4 <b>Writing Skills : /</b></p> <p>5 <b>Code:</b></p>

	<ul style="list-style-type: none"> <li>• Knowledge of basic vocabulary (2000 basic words) and structures of Dutch. Reinforcement and extension of vocabulary.</li> <li>• As far as speaking skills are concerned, the course focuses more on communicative skills than on correction.</li> </ul> <p><b>Culture</b> For all the skills aforementioned: introduction to Flemish and Dutch culture.</p>
<p>Evaluation methods</p>	<p><b>MAY/JUNE exam session</b></p> <p>Continuous assessment - written examen - interactive oral exam</p> <p><b>Continuous assessment :</b></p> <ul style="list-style-type: none"> <li>• 4 tests (/2)</li> <li>• 1 group activity as preparation for the oral evaluation. Groups of 3 to 4 students make a video where they film themselves. The video deals with one of the themes dealt with during the course. This video will be a starting point for the discussion at the oral exam. (/1)</li> </ul> <p><b>Written exam:</b></p> <ul style="list-style-type: none"> <li>• <b>June examen session:</b> written exam on the programme seen in the term : vocabulary, grammar, reading en listening comprehension. (/13)</li> </ul> <p><b>Oral exam:</b></p> <ul style="list-style-type: none"> <li>• <b>In week 13:</b> interactive oral examn in groups of 3 to 4 students. (/4). The groups are the ones which realised the videos. Questions will also be asked about the other 4 themes dealt with during the course.</li> </ul> <p><b>WARNING</b> <b>The oral exam is part of the whole evaluation process and is compulsory.</b> <b>The making of the video in group is a necessary condition to take part in the oral exam.</b> <b>Therefore,</b> a student who does not make the video cannot participate in the oral exam nor at the written exam in june. This student will get 0 for the whole evaluation. <b>cf. RGEE. Art.72.</b></p> <p><b>August/september exam session</b></p> <p>At the september session, the student has to do the written exam (/15). The mark obtained at the oral exam in may will be taken into account if this is in favour of the student. Otherwise, the final exam will count for 20 marks.</p> <p>The student who has not made the video and done the oral exam in May, will have to do it in september. Oral exam : 4 points, video : 1 point.</p> <p>No student will be allowed to take part in the written exam without having realised the previous task (video in group).</p>
<p>Teaching methods</p>	<ul style="list-style-type: none"> <li>• Lessons in groups of max. 25 students.</li> <li>• Workload classroom hours = 15 h homework (including selftuition) = 90 h</li> <li>• We will use the 'flipped classroom' approach for this class and deal with the selftuition material students will have prepared on the Moodle platform before coming to class. Tlsh cours counts for 3 ECTS and consists of 15 contact hours organised as follows : 2 hours every other week. The presence of the students at each session is compulsory. In principle, every 2-hour session implies 8 hours of previous autonomous study by the students. The cours is divided into 5 themes linked to daily life :</li> </ul> <ol style="list-style-type: none"> <li>1. Life in a student town</li> <li>2. Youth culture</li> <li>3. Food and health</li> <li>4. Discovering the world</li> <li>5. Money and advertising</li> </ol> <p>Revision and extension of general lexical knowledge and of specific vocabulary linked to the themes dealt with.</p> <ul style="list-style-type: none"> <li>• Revision, autonomously, of the grammatical structures specific to the Dutch language with the help of a power point diaporama on Moodle and the theory in the syllabus. Additional productive exercises are done in class.</li> <li>• Activation of receptive skills in class based on self tuition material.</li> <li>• Oral conversation practice by means of role plays, etc.</li> </ul>
<p>Content</p>	<p>This teaching unit involves that basic vocabulary and structures are trained, reinforced and expanded in order to prepare the students for the next teaching unit.</p>
<p>Inline resources</p>	<p><a href="http://sites.uclouvain.be/moodle">http://sites.uclouvain.be/moodle</a></p>
<p>Bibliography</p>	<ul style="list-style-type: none"> <li>• Syllabus de cours et matériel de révision en autodidacte</li> <li>• Textes et exercices sur la plate-forme Moodle</li> </ul>

Other infos	It is possible to be exempted from this teaching unit : students who assume that their level of Dutch is sufficient to be exempted, enroll on the Moodle platform for an exemption test which takes place in week 9. Students who get 14/20 or more on this test, can then take part in a productive test and their speaking skills are evaluated. If they get 13/20 or more on that test, they can be exempted from the teaching unit and the exam.
Faculty or entity in charge	ILV

<b>Programmes containing this learning unit (UE)</b>				
Program title	Acronym	Credits	Prerequisite	Learning outcomes
Bachelor in Philosophy, Politics and Economics	PPE1BA	3		
Bachelor in Information and Communication	COMU1BA	3		
Bachelor in Economics and Management	ECGE1BA	3		
Bachelor : Business Engineering	INGE1BA	3		