




3.00 credits

30.0 h

Q2

Teacher(s)	Hermans Emmanuel (coordinator) ;Jankovski Aleksandar ;Kienlen-Campard Pascal ;Missal Marcus ;
Language :	French > English-friendly
Place of the course	Bruxelles Woluwe
Prerequisites	<i>The prerequisite(s) for this Teaching Unit (Unité d'enseignement – UE) for the programmes/courses that offer this Teaching Unit are specified at the end of this sheet.</i>
Learning outcomes	<p>At the end of this learning unit, the student is able to :</p> <p>1 The objectives are to learn the approaches of cellular and molecular biology which allow to develop different experimental models needed to study the mechanisms of neuronal loss, which are found in several neurodegenerative diseases.</p>
Evaluation methods	<p>Written exam that may include multiple-choice questions with reasoning and/or open-response questions. The student must demonstrate mastery of his knowledge and understanding of the concepts.</p> <p>The extent of the evaluations in connection with the different parts will ensure relative respect for the importance and hourly volumes of each of the parts. The final mark will take into consideration a weighting of the results of each part, partly inspired by the number of relative hours.</p>
Teaching methods	The teaching is organized in the form of lectures on the campus.
Content	The lecture is divided into 3 main parts. In the first part the cellular organization of the nervous system will be approached, in the second part, the functioning of the nervous system will be explored through the presentation of some essential nervous activities (for example vision, motricity, memory) and in the third part the gross anatomy of the brain.
Inline resources	For the section dedicated to neuroanatomy : https://sites.uclouvain.be/braininteratlas/fr
Bibliography	<ul style="list-style-type: none"> • Il n'y a pas de support de cours obligatoire. Les étudiants disposeront de notes de cours sur le site Moodle. Il leur sera également proposé un ouvrage de référence. <p>Des livres de référence sont cités. Les documents projetés au cours sont tous disponibles sur Moodle.</p>
Other infos	An understanding of this course requires that the student has acquired a basic skills/knowledge in general biology, cytology and histology. The student having weaknesses in these basic skills is invited to train by consulting the corresponding courses within the faculty (essentially course of block 1 of the program in Biomedical Sciences)
Faculty or entity in charge	FASB

Programmes containing this learning unit (UE)				
Program title	Acronym	Credits	Prerequisite	Learning outcomes
Master [120] in Biomedicine	SBIM2M	3		
Additional module in Biomedical Sciences	APPSBIM	3		
Bachelor in Biomedicine	SBIM1BA	3	WFARM1009	
Minor in Medication Sciences	MINFARM	3		