




4.00 credits

22.5 h + 60.0 h

Q1

Teacher(s)	Gallez Bernard ;
Language :	French
Place of the course	Bruxelles Woluwe
Main themes	I. Lecture Elements of nuclear physics for the applications in radiopharmacy Radiotoxicology Radiochemistry Radiopharmacy II. Practical exercises Counting statistics Attenuation Protein labeling, purification, radiochemical purity Liquid scintillation : chemiluminescence, quenching Blood volume determination Quality control of generator 99Mo/99m Tc eluate Quality control of HMPAO-Tc Biological distribution III. SEMINARS Personnalized work for the student in the area of his specialization
Learning outcomes	<p>At the end of this learning unit, the student is able to :</p> <p>1 This course is intended for (future) professionals with professional activities dealing with the use of non sealed radioactive sources. 3 areas are covered: radiotoxicology (with focus on internal contaminations, their diagnosis, and their treatments); radiochemistry (with focus on nuclear reactions and nuclear chemistry for the preparation of radiolabeled compounds for medical use); radiopharmacy (quality control and quality assurance, special problems with some radiopharmaceuticals)</p>
Faculty or entity in charge	FARM

Programmes containing this learning unit (UE)				
Program title	Acronym	Credits	Prerequisite	Learning outcomes
Advanced Master in Nuclear Medicine	MNUC2MC	4		
Certificat universitaire en physique d'hôpital	RPHY9CE	4		
Certificat universitaire en radiopharmacie	RFAR9CE	4		
Master [120] in Medical Physics	PHMD2M	4		